

Song

Row, Row, Row Your Boat



Row, row, row your boat,
gently down the stream.
Merrily, merrily, merrily, merrily,
life is but a dream.
Row, row, row your boat,
gently down the stream.
If you see a crocodile,
don't forget to scream...
AAHHHHHH!

How to make... a Rattle








Use small plastic bottles; fill with bells, dry pasta/coloured rice, sequins, hundreds & thousands, or beads. Secure lid firmly with glue and electrical tape.

Alternatively:

You can fill a bottle with water, glitter beads and sequins for a visual toy!

Activities Musical Baby



-  Drums
-  Shakers
-  Rattles
-  Tambourines
-  Bells

Prop your baby upright. Encourage baby to shake a toy or bang it on something to make a noise. This promotes hand/eye coordination, listening skills and eye development.

Safety Note: Always conduct activities over a soft floor covering such as a cushion or carpet. You can further minimise risk by conducting the activities low to the ground.

Research tells us that young children need to be active everyday.

Physical play helps children be active and it develops their basic movement skills.

To find out more about be active PlayTime visit

www.recsport.sa.gov.au

Take every opportunity to be active.



[be active.com.au](http://beactive.com.au)



be active.



PlayTime baby



Government of South Australia